



SOLT I Indonesian Module 1 Lesson 5

Student Manual

Personal Characteristics

DEFENSE LANGUAGE INSTITUTE
FOREIGN LANGUAGE CENTER





More DLI courses on LiveLingua - Online Language School

More DLI courses on LiveLingua - Online Language School

At the end of this lesson you will be able to understand and exchange basic information about the personal and physical characteristics of an individual. Here are the most likely circumstances where you will use your new skills:

Identify Physical Traits of People

- Describe the characteristics of an individual
- Describe attributes and stereotypes of the people from Indonesia
- Express emotions

More DLI courses on LiveLingua - Online Language School

TIP OF THE DAY

Calling someone fat as in the expression "*wah, gemuk ya sekarang*" (approx. "Wow, you look fat") is a compliment.

1. Identify Physical Traits of People

Physical Traits

a. berbadan *body* (X means opposite)

- tinggi *tall* X pendek *short*
- langsing *slim* X montok *voluptuous*
- kurus *skinny* X gemuk *fat*
- besar *big* X kecil *small*

b. berkulit *skin color*

- hitam *black*
- sawo matang *tan*
- putih *white*
- bule *albino, caucasian*
- kuning langsat *light yellow*

c. bermuka *face*

- keriput *wrinkle*
- bekas luka/cacat *scar*
- berjerawat *pimple*

d. berhidung *nose*

- mancung *sharp, pointed*
- pesek *flat*

e. berbola mata *eye color*

- hitam *black*
- coklat *brown*
- biru *blue*
- hijau *green*

f. berbibir *lips*

- tebal *thick*
- tipis *thin*
- sumbing *chipped*

g. berambut *hair*

- hitam *black*
- coklat *brown*
- merah *red*
- pirang *blond*

More DLI courses on LiveLingua - Online Language School

Physical Traits (Continued)

- botak *bald*
- beruban *to have gray hair*
- keriting *curly*
- panjang *long*

h. berjanggut *to have a beard*
i. berkumis *to have a mustache*
j. berbulu *hairy*
k. berkaca mata *to have glasses*

To show a comparison, sometimes people express the physical traits using the words:
sangat *very* kurang *less* sedikit *a little, a bit*

Example:
sangat tinggi *kurang tinggi* *sedikit langsing* *sangat kurus*

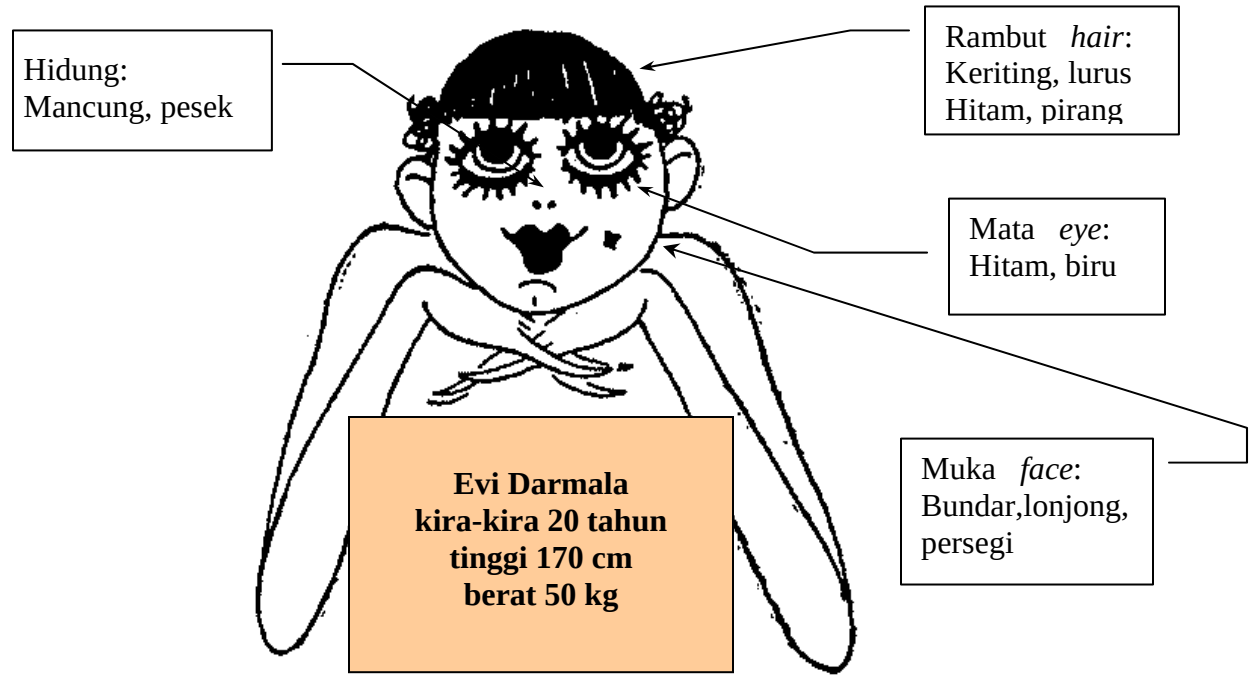

Exercise 1 (Pair Work)

Take turns in asking and answering about the characteristic of Evy Darmala by following the pattern below:

Bagaimana rambut Evi?
Rambutnya keriting.

More DLI courses on LiveLingua - Online Language School

Exercise 2 (Class Work)

Listen to your instructor read the following sentences. Circle a word in the list below that is in each corresponding statement.

Note to instructor
Read each statement as naturally as possible without any extra stress.
Example:
*Beliau tidak **berkumis**.* You circle (*berkumis*)

1. pendek; tinggi; langsing; cantik
2. lebih tinggi; kurang tinggi; lebih pendek; kurang pendek
3. berjanggut; berbaju; berkumis; bertahi lalat
4. bermuka; berkaca mata; bertahi lalat; lonjong
5. hitam; kuning; pirang; bule
6. merah; hitam; putih; coklat
7. pendek; langsing; besar; tinggi
8. mancung; tinggi; besar; pesek
9. pendek; gemuk; kurus; langsing
10. coklat; pirang; hitam; bule

More DLI courses on LiveLingua - Online Language School

Exercise 3 (Pair Work)

Using the following words in the structure pattern and your creativity, make 10 sentences about people's personal traits. Write questions based on your partner's sentences. Ask and answer each other questions based on what you have written.

Saya Istri saya Saudara Istri saudara Anak saudara Dia Beliau Mereka Kami Orang itu Ibu saya Guru kami	tidak	berbadan bermuka berkulit bermata berkumis berbaju berambut	sangat banyak sedikit	tinggi pendek mancung tebal hitam putih pirang gemuk kurus kecil cantik jelek

_____

_____

_____

_____

_____

_____

Dialogue A (Pair Work)

Your instructor will model the dialogue for you. Practice the dialogue with your partner and switch roles.

Mike: Apa Harry kenal Joko, adik Jono?	Mike: Do you know Joko, Jono's younger brother?
Harry: Ya, saya kenal dia. Ada apa?	Harry: Yes I know him. Why (lit. What is going on)?
M: Siapa yang lebih pintar, Joko atau Jono?	M: Who is smarter, Joko or Jono?
H: Joko yang lebih pintar.	H: Joko is the smarter one.
M: Siapa yang lebih berani?	M: Who is braver?
H: Saya kira Joko seberani Jono.	H: I think Joko is as brave as Jono.

More DLI courses on LiveLingua - Online Language School

Exercise 4 (Pair Work)

The following statements are based on dialogue A above. Write *betul* if a statement is true or *salah* if a statement is wrong. If the statement is wrong, give reasons why you think it is. Compare your result with other pairs. Be prepared to support your answers.

1. Hari tidak kenal Joko. _____
2. Jono adalah adik Mike. _____
3. Jono adalah kakak Joko. _____
4. Mike seberani Harry. _____
5. Adik Jono lebih pintar dari Joko. _____
6. Harry kenal adik Joko. _____
7. Jono seberani Joko. _____
8. Joko sepintar Jono. _____
9. Joko lebih berani daripada Jono. _____
10. Harry lebih pintar daripada Mike. _____

Exercise 5 (Pair Work)

With your partner, pick two persons from your class. Develop a dialogue about them by using dialogue A above as an example. Do not hesitate also to use other sentence structures that you have learned. Perform the dialogue in front of the class.

More DLI courses on LiveLingua - Online Language School

2. Describe Characteristics of an Individual

Use the vocabulary to find the meaning of unknown words in the list and examples below.

tampan (*untuk perempuan*)
cantik (*untuk laki-laki*)
pintar /pandai
bodoh
rapi
ramah
serius
sopan
pemalu
pemarah
dermawan
pelit
pemberani
penakut
pelupa
periang
baik
penjahat
terpelajar
menarik
sabar

Orang itu *sepintar* bapaknya.

Orang itu *sama pintarnya dengan* bapaknya.

Dia pemalas *sedangkan* kakaknya rajin.

Guru kita rapih *sedangkan* guru mereka tidak rapi.

Pemalu adalah orang *yang bersifat* malu

Pelupa adalah orang *yang mudah* lupa.



Saya *setinggi* kakak saya,
saya *setampan* kakak saya,
saya *sepintar* kakak saya,
saya *seberani* kakak saya,
saya *sesopan* kakak saya, tetapi
saya *lebih baik* dari kakak saya.

More DLI courses on LiveLingua - Online Language School

Exercise 6

Listen to your instructor read the following sentences that contain one of the words in each pair of the following activity. Circle the word(s) you hear.

1.	sopan	tidak sopan
2.	pemalu	bukan pemalu
3.	riang	bukan periang
4.	ramah	sangat ramah
5.	pintar	tidak pintar
6.	malas	semalas
7.	cantik	tampan
8.	serius	tidak serius
9.	dermawan	pelit
10.	pemberani	penakut

Exercise 7 (Pair Work)

Write down physical traits that describe you. Read them in front of the class. Ask the class to add any other descriptions of yourself which you may have missed.

Example:

Rambut saya hitam.
Hidung saya pesek.

_____

_____

_____

_____

More DLI courses on LiveLingua - Online Language School

3. Describe Characteristics



Ini Yanto.
Menurut saudara, apa Yanto itu *tampan*?
Ya, Yanto *tampan*.

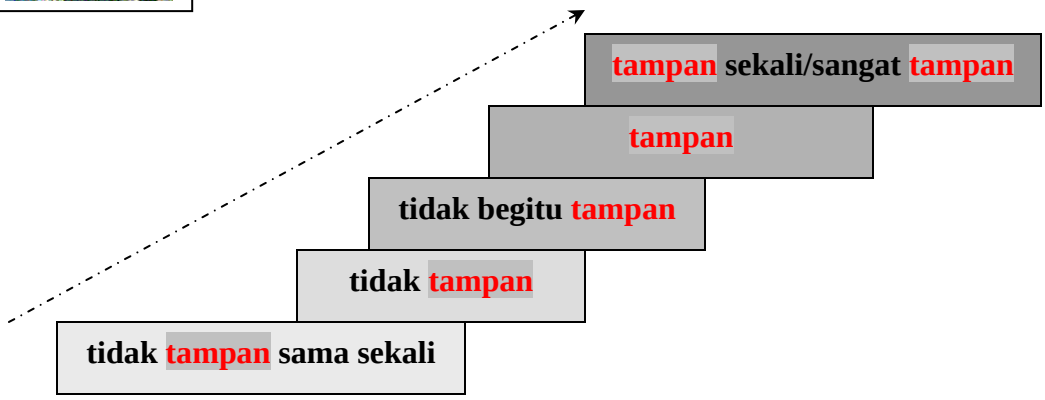

Look at the italic words below that describe the characteristics of persons in the pictures:



Ini Wahid.
Menurut saudara, apa Wahid *terpelajar*?
Ya, Wahid *sangat terpelajar*.
Apa Wahid *penakut*?
Bukan, Wahid *bukan penakut*



Ini Tono.
Menurut anda, apa Tono *penyabar*?
Ya, Tono *penyabar*.
Ya, Tono orang yang *sabar*.
Apa Tono *pemarah*?
Bukan, Tono *bukan pemarah*.

Exercise 8 (Pair Work)

Ask your partner's characteristics or those of his/her relatives and friends, using the pattern above alternately. Describe those characteristics in front of your class.

More DLI courses on LiveLingua - Online Language School

4. Express Emotions

Exercise 9 (Pair Work)

Try to think of a situation in the past in which you experienced a very strong emotion. Describe this situation to your partner and have him/her guess which kind of emotion you felt. Use the information below. Reverse roles.



sedih



bingung



kuatir



gugup



senang



kecewa



marah



frustrasi



puas

Exercise 10 (Class Work)

You will hear your instructor read ten sentences. Each sentence contains one or two words that describe a personal characteristic. Write down the word(s) that you think can be categorized as a personal characteristic.

More DLI courses on LiveLingua - Online Language School

Exercise 10 (Class Work) (Continued)

1. _____
2. _____
3. _____
4. _____
5. _____
6. _____
7. _____
8. _____
9. _____
10. _____

More DLI courses on LiveLingua - Online Language School

TIP OF THE DAY

Physical contact between the sexes is very minimal in Indonesian society. However, contact between the same sex is considered normal behavior, and not at all sexual. You'll see boys hanging out with their arms around each other's shoulders, and women can be very affectionate to their close friends.

Exercise 11 (Pair Work)

Look at the pictures below and write down all the possible emotions that might be displayed in each picture. Discuss your answers with another student.







More DLI courses on LiveLingua - Online Language School

1. Adjectives

Some more common adjectives are listed below together with their opposites.

baru *new*	lama *old* (of things)
muda *young*	tua *old* (of persons)
baik, bagus *good*	jelek *bad, ugly*
besar *big*	kecil *small*
mahal *expensive*	murah *cheap*
tinggi *tall, high*	pendek *short*
panjang *long*	lebar *wide*
pelan *slow*	cepat *fast*
penuh *full*	kosong *empty*
sama *the same*	lain *different*
ringan *light*	berat *heavy*
mudah, gampang *easy*	susah, sukar *difficult*

Adjectives always come after the word they are describing.
Examples: *buku baru* new book
buku besar big book

The pronoun *yang* "which/who", is often used with an adjective, especially when describing more than one thing about the noun.

Examples: *buku merah yang kecil* the small, red book
rumah putih yang besar the big, white house

Exercise 1 (Pair Work)

Working with your partner, write down ten new adjectives in Indonesian, read them to your partner and listen to him/her her read his/hers to you. Look for those words in your Indonesian dictionary, if necessary.

2. Comparative and Superlative

baik good	*lebih baik* better	*paling baik* best
cepat fast	*lebih cepat* faster	*paling cepat* fastest
tinggi tall	*lebih tinggi* taller	*paling tinggi* tallest

More DLI courses on LiveLingua - Online Language School

2. Comparative and Superlative (Continued)

To indicate extremes of comparison, "*yang paling*" which means "the most", is used in the following construction:

Noun + ***yang paling*** + adjective

Examples: *toko yang paling besar* the biggest shop
baju yang paling mahal the most expensive dress

"*Paling*" (the most) can also be used by adding the prefix ***ter-***.
Examples: *paling baik = terbaik*
paling mahal = termahal

"*Lebih*" (more) and "*kurang*" (less) are used with adjectives also to form comparatives. If the thing being compared to is mentioned, then this follows the word "*daripada*" (than) or "*dibandingkan*" (compared to).
Example: *Dia lebih pintar* He/she is more clever.
Dia lebih pintar daripada saya. He/she is cleverer than I.
Tono lebih muda daripada Peter. Tono is younger than Peter.

3. Asking about a Subject

To ask about the subject of a sentence, the particle "*yang*" is used after the question word, while the question word depends on the nature of the subject (human, non human, or numerical). Observe in the example how the subject becomes a predicate in this process. This transformation of part of speech affects the intonation. Refer to lesson 2 on this change of intonation.

Amin **pergi.**
S P

Q:**Siapa** yang pergi?
P S

A: **Amin** yang pergi.
P S

This structure is also used when one asks about two or more choices. Observe the following example.

More DLI courses on LiveLingua - Online Language School

3. Asking about a Subject (Continued)

Q: **Siapa** yang lebih pintar, Aminah atau Rini? A: **Aminah** yang lebih pintar.	Q: **Mana** yang lebih baik, kursi bambu atau kursi rotan? A: **Kursi rotan** yang lebih baik.

Exercise 2

Make a question from each positive sentence below according to the answers on the right. Pronounce each sentence in the exercise after your instructor.

1. Aminah duduk di kursi.

_____? Aminah.

2. Surti membeli lampu.

_____? Surti yang membeli lampu.

3. Subarkah pergi ke sekolah.

_____? Subarkah.

4. Santo berambut panjang.

_____? Santo.

5. Upik berhidung mancung.

_____? Upik yang berhidung mancung.

More DLI courses on LiveLingua - Online Language School

Exercise 3 (Pair Work)

Practice with your partner to transform each word below to a comparative form and a superlative form. Read your answer in front of your partner, alternately.

	More	Superlative
baru	_____*lebih baru*_____	_____*paling baru*____ _____*terbaru*_____
muda	_____	_____ _____
baik	_____	_____ _____
besar	_____	_____ _____
mahal	_____	_____ _____
tinggi	_____	_____ _____
panjang	_____	_____ _____
pelan	_____	_____ _____
penuh	_____	_____ _____
sama	_____	_____ _____

More DLI courses on LiveLingua - Online Language School

Exercise 4 (Class Work)

Come up with two pairs of comparison questions, one pair starts with "*siapa yang ....*" and the other "*mana yang ...*", that relates to either your friends, your instructor, your surrounding environment, or all three of them. Take turns in asking and answering the questions in the class. Your instructor will correct your questions and answers.

Examples:
Siapa yang paling tampan di kelas ini? (*Who is the most handsome in this class?*)
Mana yang lebih mahal, mobilku atau mobilmu? (*Which one is more expensive, my car or your car?*)

_____

_____

_____

_____

_____

4. Equality

Equality is expressed by the prefix "se"- (the same as) plus an adjective, or the word "*sama*". Note how the particle "*nya*" is added to the adjective in the examples below.

se- + *adjective* + *qualifier*
sama + *adjective*-**nya dengan** + *qualifier*

Examples:

dia setinggi saya *dia sama tingginya dengan saya*	he/she is the same height as I.
dia tidak setampan kakaknya *dia tidak sama tampannya dengan kakaknya*	he is not as handsome as his brother
Budi sesabar bapaknya *Budi sama sabarnya dengan bapaknya*	Budi is as patient as his father
hari ini dia tidak secepat kemarin *hari ini dia tidak sama cepatnya dengan kemarin*	Today he/she is not as fast as yesterday

More DLI courses on LiveLingua - Online Language School

Exercise 5 (Group Work)

Work in groups of three. Make a complete sentence using the pattern above to show equality. Read your answers in front of your group and discuss your difficulties within your group.

Example: *Anak itu sebesar kamu*
Anak itu sama besarnya dengan kamu

1. Anak itu – pandai – bapaknya

   _____

   _____

2. Pak kolonel – serius – atasannya.

   _____

   _____

3. Perempuan itu – cantik – ibunya.

   _____

   _____

4. Bajunya – mahal – arlojinya.

   _____

   _____

5. Mukanya – indah – rembulan.

   _____

   _____

6. Matanya – tidak – biru – bapaknya.

   _____

   _____

More DLI courses on LiveLingua - Online Language School

Exercise 5 (Group Work) (Continued)

7. Kulit orang Indonesia –warna – orang Muangthai.

   _____

   _____

8. Ratna – tidak – riang – adiknya.

   _____

   _____

9. Penampilannya – menarik – artis itu.

   _____

   _____

10. Hari ini dia berpakaian – rapi – kemarin

    _____

    _____

More DLI courses on LiveLingua - Online Language School

Nouns

badan	body
bibir	lips
bulu	body hair
hidung	nose
kaca mata	eye glasses
kaki	leg
kumis	moustache
mata	eyes
muka	face, front
pipi	cheek
rambut	head hair
sifat	characteristic
tahi lalat	mole
telinga	ear

Verbs

kejut	to surprise
berkulit	to have skin complexion
lupa	to forget

Adjectives

berani	brave
berat	heavy
bersih	clean
bingung	confused
botak	bald
bundar	round, spherical
cantik	pretty
dermawan	generous
diam	quiet
gugup	nervous
kecewa	disappointed
keriting	curly
khawatir	worried
kotor	dirty
kurang	less, decrease
kurus	skinny
langsing	slim, slender
lucu	funny
mahal	expensive
malas	lazy
malu	shy

More DLI courses on LiveLingua - Online Language School

mancung	sharp, pointed
marah	angry
menarik	attractive
muda	young
panjang	long
pelit	stingy
pintar, pandai	smart, bright
rajin	diligent
ramah	friendly
rapi	neat
sabar	patient
sedih	sad
senang	happy
sopan	polite
takut	scared
tampan	handsome
tebal	thick
tinggi	tall
tua	old

Supplementary Vocabulary

Nouns

dokter hewan	veterinarian
jenis kelamin	sex, gender
kuliah	lecture
uban	grey hair

Adjective

ikal	wavy hair
khawatir	worry, anxious
lemah	weak
kuning langsat	fair skin
lincah	agile
lurus	straight
riang	happy
sawo matang	tan
serius	serious

More DLI courses on LiveLingua - Online Language School

Body Language and Behavior

The modes of behavior in Indonesia are different from western behavior. Many western behaviors are taboo in Indonesia. Be aware of how you act. Some general rules to follow include:

- Use your right hand in all social encounters; never use your left hand to offer or receive something.
- Always give a soft handshake. Some people prefer a light touch with the tip of the fingers instead of a handshake.
- Slightly bow your head upon greeting a guest or host.
- Keep both feet on the floor when sitting; do not cross your legs.
- Do not sit on the table or desk.
- Never show the sole of your foot or point your toe at someone.
- Some people prefer not to point to someone with their index finger.
- Never touch someone's head or back.
- Speak softly, without anger or aggressiveness.
- Be calm and subtle.
- Explain something very clearly.
- When you are invited to dinner, it is expected that your host will pay.
- When eating or drinking, don't start until invited to do so.
- Do not show affection in public.
- Inquire about family status, religion, education, and travel abroad.
- Do not discuss Indonesian politics unless you are invited to comment.
- Be aware that how you do something is as important as what you do.

Traditions and Ethnic Cultures

Indonesian society is very hierarchical. Family life is of the utmost importance and respect for elders and political or social superiors transcends into all areas of life. Beyond the family, the power of community is essential to the Indonesian psyche. It underlies the diverse cultures of the *sukus* (ethnic groups) of Indonesia.



More DLI courses on LiveLingua - Online Language School

Social obligation is very important in the community. Ethnicity is as important as a national identity and it is the primary basis for establishing relationships in the social order.

The *suku* culture in which an individual was raised, functions as the basis for personal character. You, as a foreigner, should recognize differences between the various *suku*, as ethnic affiliations can cut across governmental departments as well as public organizations. The Javanese are very good at controlling or hiding their true feelings. They smile often at any situation. It is necessary to save face. Many of them dislike saying "no", and will rather leave things unsaid or say "*belum*" which means "not yet." It is important to be mindful of your behavior while it's equally important to understand how your Indonesian counterpart acts.

More DLI courses on LiveLingua - Online Language School

Activity 1 (Pair Work)

Rani works for a company. She is going to meet the following people below at the airport. Write down notes and guess about each person's characteristics. The first one has been started for you. Read your note to your partner, alternately.



Nama: Evi
Badan: lansing
Hidung: mancung
Mata: besar dan hitam
Rambut: hitam ikal (*curly*/*wavy*)

Nama:
Badan:
Hidung:
Mata:
Rambut:

Nama:
Badan:
Hidung:
Mata:
Rambut:

Nama:
Badan:
Hidung:
Mata:
Rambut:

Activity 2 (Group Work)

Work in groups of three or four students. Your instructor will read a conversation occurring at Ita's birthday party as seen in the image below. They are talking about other guests. Who are they talking about? Write down their names and characteristics. Discuss your notes with the other students in your group.

More DLI courses on LiveLingua - Online Language School

Activity 2 (Group Work) (Continued)



_____

_____

_____

_____

_____

More DLI courses on LiveLingua - Online Language School

_____

_____

_____

_____

_____

Activity 3 (Class Work)

Septian is a police agent. He has to make contact with certain people. He is listening to descriptions of the people he has to meet. Imagine that you are police agent, *Septian*. Your instructor will read the persons' characteristics for you. Listen to him carefully and complete your notes about each person. The first one has been started for you. Read your notes in front of your classmates.

Reading Key:
Agen Y: Laki-laki, berumur 19 tahun, berbadan tinggi, rambut hitam bermata besar.

Agen Z: Laki-laki, berkulit hitam, berumur 20 tahun, berjerawat, rambut pirang, bermata hijau, hidung besar.

Atasan: Perempuan,bermuka keriput, berbibir tebal, rambut putih.

More DLI courses on LiveLingua - Online Language School

Activity 3 (Class Work) (Continued)

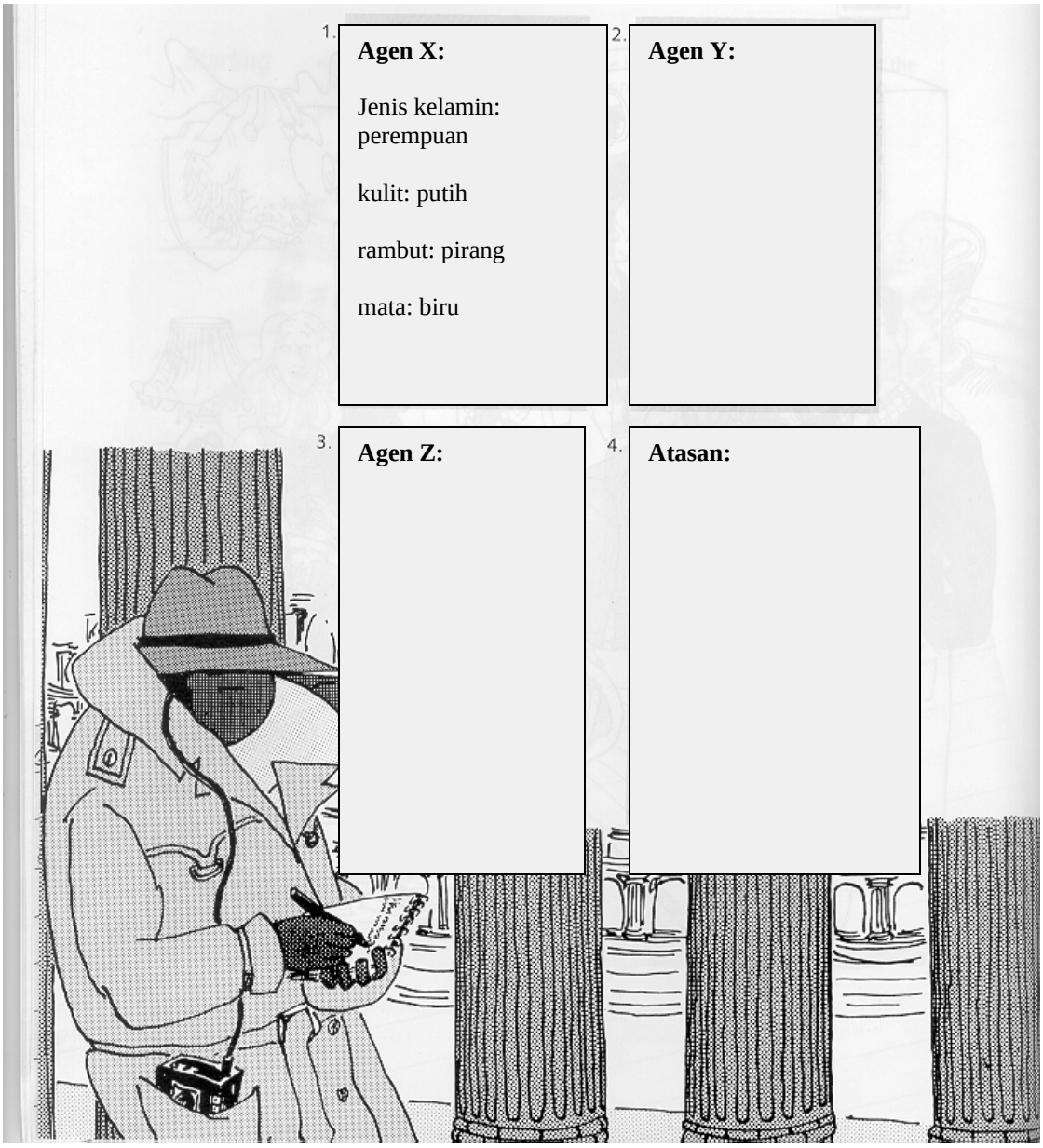

Activity 4 (Group Work)

The instructor will hand out flashcards expressing different emotions. Each student acts out the emotion shown on his/her card while the other students have to guess the expressed emotion.

Example: Kamu sedih
Kamu marah

More DLI courses on LiveLingua - Online Language School

Activity 5 (Pair Work)

Imagine you have just witnessed a burglary. Your partner, a police officer, asks you about the physical appearance of the burglar. Choose one of your classmates as the burglar and describe him/her in as much detail as possible so your partner can "arrest" the correct person. Use the words below as a guideline for your questioning.

badan pendek; tinggi, besar	hidung mancung, pesek, besar, kecil
berjanggut, berkumis bertahi lalat, berbulu	badan kurus, gemuk, langsing
berkaca mata, keriput, berjerawat, bekas luka	kulit hitam, sawo matang, putih, kuning langsat
muka lonjong, bulat, persegi	mata biru, hitam, hijau, coklat
rambut hitam; beruban; pirang; coklat, merah, botak, keriting, lurus, panjang, pendek	bibir tipis, tebal, sumbing

Activity 6 (Pair Work)

Which words (adjectives) would you associate with each of the pictures below? Look at the list of adjectives in this lesson or in your dictionary.



_____
_____
_____



_____
_____
_____



_____
_____
_____



_____
_____
_____

More DLI courses on LiveLingua - Online Language School

Activity 1 (Pair Work)

You and your partner play a question and answer game in Indonesian. One of you chooses a person in the classroom. Your partner has to ask questions regarding his/her physical and mental traits. Based on your questions and your partner's answers about the person's characteristics, you can try to determine who the person is.

Example: Question: Does he have red hair?
Answer: No, he doesn't have red hair.

Activity 2 (Pair Work)

Write down the opposites of the adjectives below and create a sentence containing the opposite word. Read your answers to your partner and have him/her do the same.

besar _____

pendek _____

muda _____

ringan _____

gemuk _____

Activity 3 (Class Work)

The class is split into two groups and each group must come up with a fictitious suspect. Write down exactly what the suspect looks like, and draw his/her picture on a piece of paper. Describe the suspect's physical traits in Indonesian. While you are describing your suspect to the other team, they will have to draw him/her. Compare and discuss their finished picture with your drawing.

Activity 4 (Class Work)

The instructor will hand out flashcards with each student's name on it. Each student writes down the identity/characteristics of the other students whose names are on the flashcard and read the information about them to the rest of the class and then give their names. The rest of the class may add additional characteristics.

More DLI courses on LiveLingua - Online Language School

Activity 5 (Pair Work)

Listen to your instructor read the following paragraph and write down as many adjectives as you remember. Afterwards, you and your partner should compare the answers to the instructor's answer key on the board.

_____

_____

_____

_____

Activity 6 (Group Work)

Work with a group of three or four students. Give a thorough description of the following picture. Use as many descriptive adjectives by using the comparative and the superlative. Use your dictionary if necessary. Compare your description with those of your classmates.



_____

_____

_____

_____

More DLI courses on LiveLingua - Online Language School

Activity 1

 **(Track 5)** Listen to the two mothers talk about their children and write down their descriptions.

Budi:

_____

_____

_____

_____

_____

_____

_____

_____

Anti:

_____

_____

_____

_____

_____

_____

_____

_____

Activity 2

 **(Track 6)** Listen to the description of the three couples and write down what you hear from the recording. Then choose the correct match from column A and B.

More DLI courses on LiveLingua - Online Language School

Activity 2 (Continued)

A	B
 1.	 a.
 2.	 b.
 3.	 c.

More DLI courses on LiveLingua - Online Language School

Activity 2 (Continued)

More DLI courses on LiveLingua - Online Language School

Activity 3

Find at least ten adjectives in the Indonesian dictionary that you have never learned before. Apply them to someone famous, preferably someone from Indonesia and bring them to be shared with the rest of the class.

More DLI courses on LiveLingua - Online Language School

Activity 4

Find a picture of your immediate family (your mother, father, or siblings). Compare your physical traits and character to theirs. Write down the differences between your and their characteristics. Use all possible physical traits and characteristics you learned in this lesson. Read your paragraph in front of the class.

More DLI courses on LiveLingua - Online Language School